

— MARKET INSIDER REPORT —

HERMOSA BEACH HOMES

Saturday, December 31, 2022

HERMOSA BEACH HOMES

MARKET UPDATE

The Hermosa Beach area has had the median sale price decrease by 32.3% over the last 1 Month.

Take a look at the details below!

Highest home price of Single Family Homes

\$4,350,000

Sold on December 16, 2022

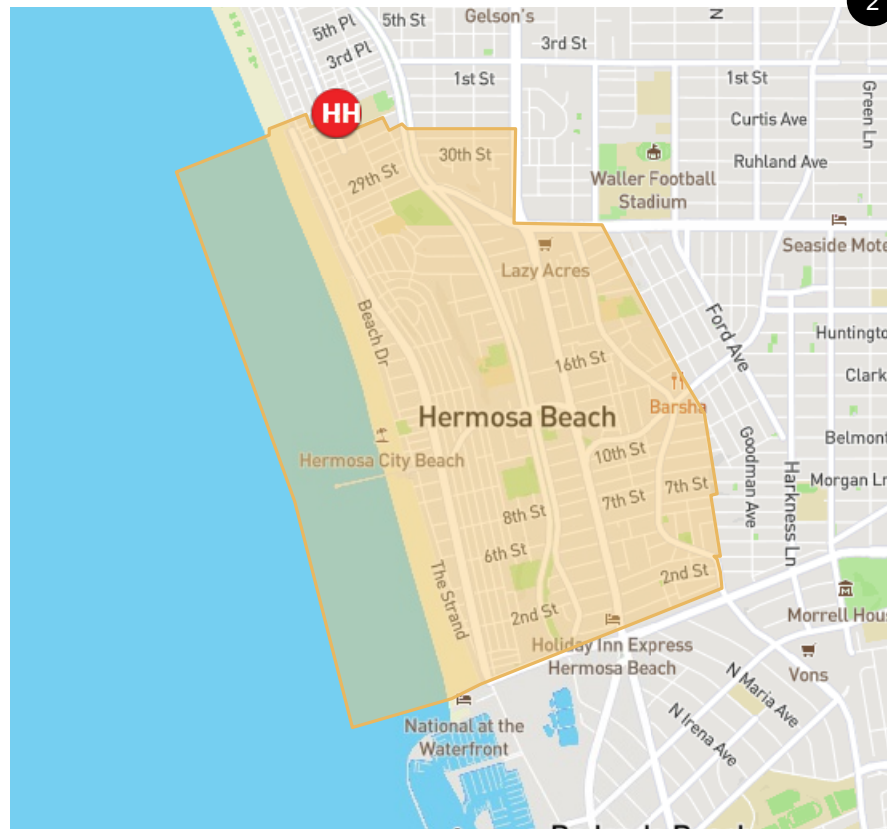
Average home price of Single Family Homes

\$2,521,786

Median home price of Single Family Homes

\$2,050,000

↓ Down 32.3% since
December 2022



HERMOSA BEACH HOMES

MARKET PERFORMANCE

The number of Hermosa Beach individual home sales increased by 16.67% in this period with 7 sold vs 6 in the previous 30 Days.




Total Individual Homes in Area
Individual Homes: 3,333



12 Month Turn Over Rate
Homes: 2.47%



Average Days on Market
Homes: 122



Average Years in Home
Homes: 15

HERMOSA BEACH HOMES

AVERAGE PRICES

As of December 31, 2022 Hermosa Beach median sales price for homes decreased by 32.3% over the last 1 Month. Take a look at the details below!



Highest Sales Price

\$4,350,000

↑ 13.7%

December 16, 2022



Median Sales Price

\$2,050,000

↓ 32.3%

Last 1 Months



Lowest Sales Price

\$1,300,000

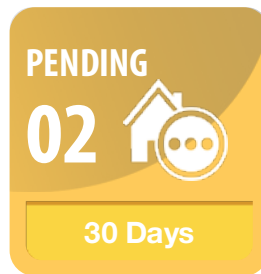
↑ 15.6%

Last 1 Months

HERMOSA BEACH HOMES

FAST FACTS

Last 30 Days



AVERAGE
DAYS ON MARKET

122



AVERAGE LIST PRICE
PER SQUARE FOOT

\$1,253

Up from \$1,193



AVERAGE SOLD PRICE
PER SQUARE FOOT

\$1,210

Up from \$1,181



AVERAGE SALE PRICE
TO LIST PRICE

96.60%

SOLD**7**

Dec 2022

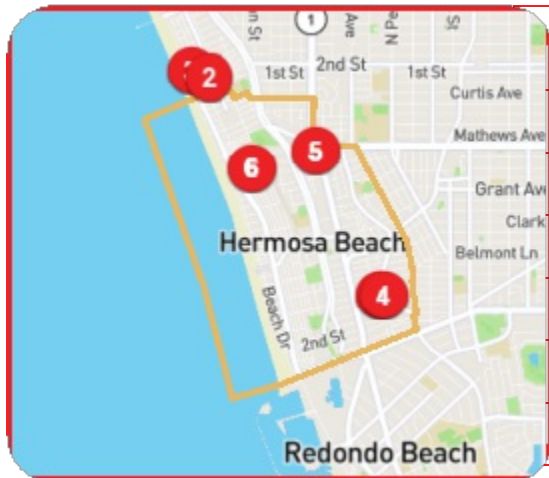
HERMOSA BEACH

Market Report

6

RECENT HOME SALES

Saturday, December 31, 2022



	ADDRESS	BR	BA	SQ FT	LIST PRICE	SOLD PRICE	SOLD DATE	PRICE / SQ FT	DOM
1	1222 2nd Street	3	2	1,960	\$2,100,000	\$2,050,000	12/16/22	\$1,071	7 Days
2	3218 Morningside Drive	5	5	3,756	\$4,350,000	\$4,350,000	12/16/22	\$1,158	3 Days
3	235 34th Street	4	3	2,300	\$3,600,000	\$3,600,000	12/13/22	\$1,565	14 Days
4	1234 2nd Street	3	2	1,843	\$1,475,000	\$1,300,000	12/10/22	\$800	1 Days
5	2015 Hillcrest Drive	3	2	1,634	\$1,675,000	\$1,500,000	12/05/22	\$1,025	43 Days
6	1946 Loma Drive	1	1	788	\$1,799,000	\$1,800,000	12/02/22	\$2,283	113 Days

i Showing the most recent 6 of a total of 7 in the last 1 months.

🔔 Text me at or email bhsu@firstam.com for PRIVATE ACCESS to the full list with all property details.

RECENT SALES BREAKDOWN

 Hermosa Beach Homes

Dec 2022 to Nov 2022



122

Average Days On Market

HERMOSA BEACH HOMES

LOOK WHAT PEOPLE ARE BUYING

Hermosa Beach has seen a STRONG DEMAND for
3 Bedroom homes SOLD in the last 30 days.



SALE TO LIST PRICE

 Hermosa Beach Homes

Last 30 Days

Last 30 Days
96.6%

Average Days on Market

122

DEC 22 TO NOV 22

AVG. LIST PRICE

\$2,610,571

DEC 22 TO NOV 22

AVG. SALE PRICE

\$2,521,786

OCT 22 TO OCT 22

AVG. LIST PRICE

\$2,831,333

OCT 22 TO OCT 22

AVG. SALE PRICE

\$2,801,833

AVG. LIST PRICE

AVG. SOLD PRICE