An aerial photograph of Hermosa Beach, California, showing a dense residential area with a grid of streets. A large, irregularly shaped area in the upper left quadrant is highlighted with a semi-transparent orange overlay. The ocean is visible on the left side of the image. A white horizontal bar is overlaid on the center of the image, containing text.

— MARKET INSIDER REPORT —

# HERMOSA BEACH HOMES

Tuesday, February 28, 2023

# HERMOSA BEACH HOMES

## MARKET UPDATE

The Hermosa Beach area has had the median sale price increase by 0% over the last 1 Month. Take a look at the details below!

### Highest home price of Single Family Homes

**\$1,350,000**

Sold on February 08, 2023

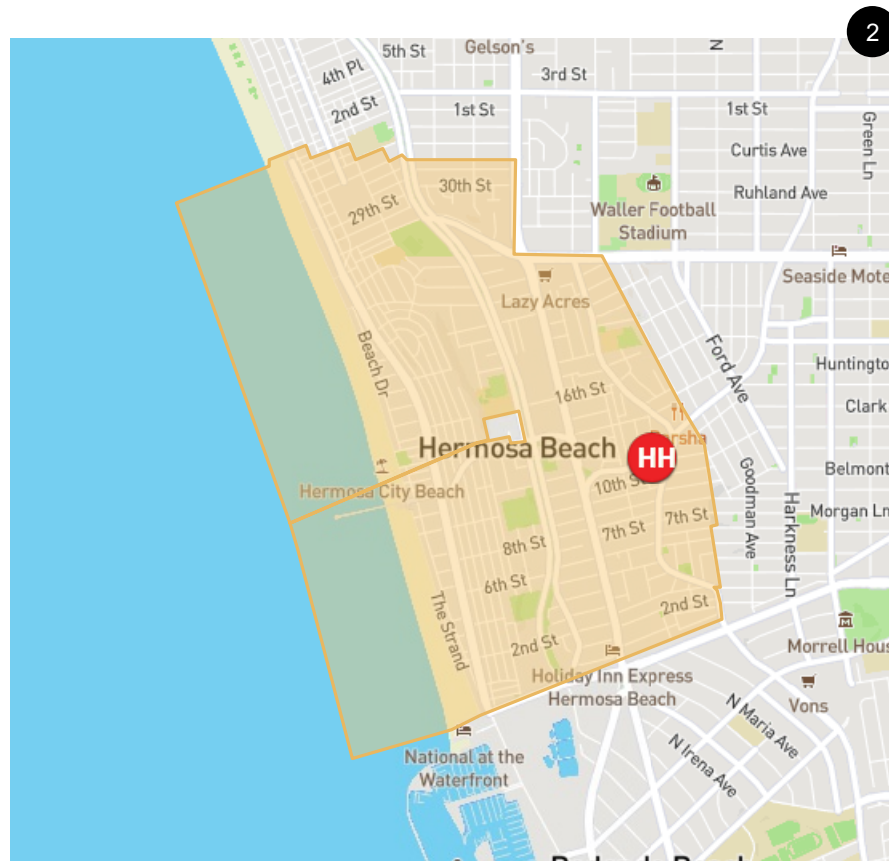
### Average home price of Single Family Homes

**\$1,350,000**

### Median home price of Single Family Homes

**\$1,350,000**

↑ Up 0% since  
January 2023



# HERMOSA BEACH HOMES

## MARKET PERFORMANCE

The number of Hermosa Beach market experienced about the same amount of sales as the previous year.



Total Individual Homes in Area  
**Individual Homes: 3,341**



12 Month Turn Over Rate  
**Homes: 0.35%**



Average Days on Market  
**Homes: 101**



Average Years in Home  
**Homes: 16**

## HERMOSA BEACH HOMES

# AVERAGE PRICES

As of February 28, 2023 Hermosa Beach median sales price for homes increased by 0% over the last 1 Month. Take a look at the details below!



Highest Sales Price

**\$1,350,000**

↑ 0%

February 08, 2023



Median Sales Price

**\$1,350,000**

0%

Last 1 Months



Lowest Sales Price

**\$1,350,000**

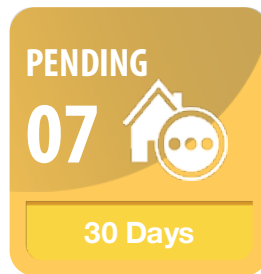
0%

Last 1 Months

## HERMOSA BEACH HOMES

## FAST FACTS

Last 30 Days



AVERAGE  
DAYS ON MARKET

101



AVERAGE LIST PRICE  
PER SQUARE FOOT

\$1,502

Up from \$0



AVERAGE SOLD PRICE  
PER SQUARE FOOT

\$1,622

Up from \$0



AVERAGE SALE PRICE  
TO LIST PRICE

108.00%

**SOLD**

**1**



Feb 2023

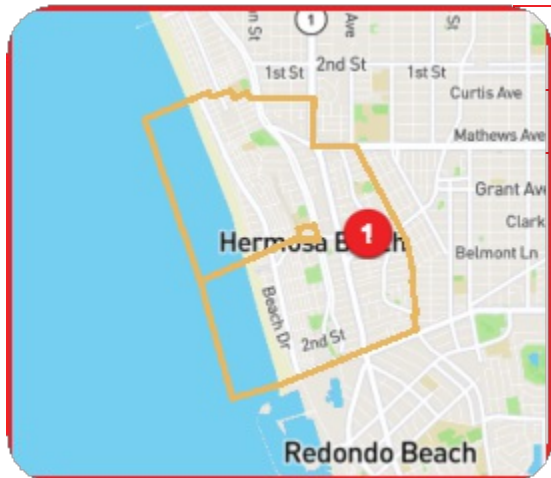
# HERMOSA BEACH

## Market Report

6

### RECENT HOME SALES

Tuesday, February 28, 2023



ADDRESS	BR	BA	SQ FT	LIST PRICE	SOLD PRICE	SOLD DATE	PRICE / SQ FT	DOM
<b>1</b> 1137 9th Street	2	1	832	\$1,250,000	\$1,350,000	02/08/23	\$1,502	3 Days

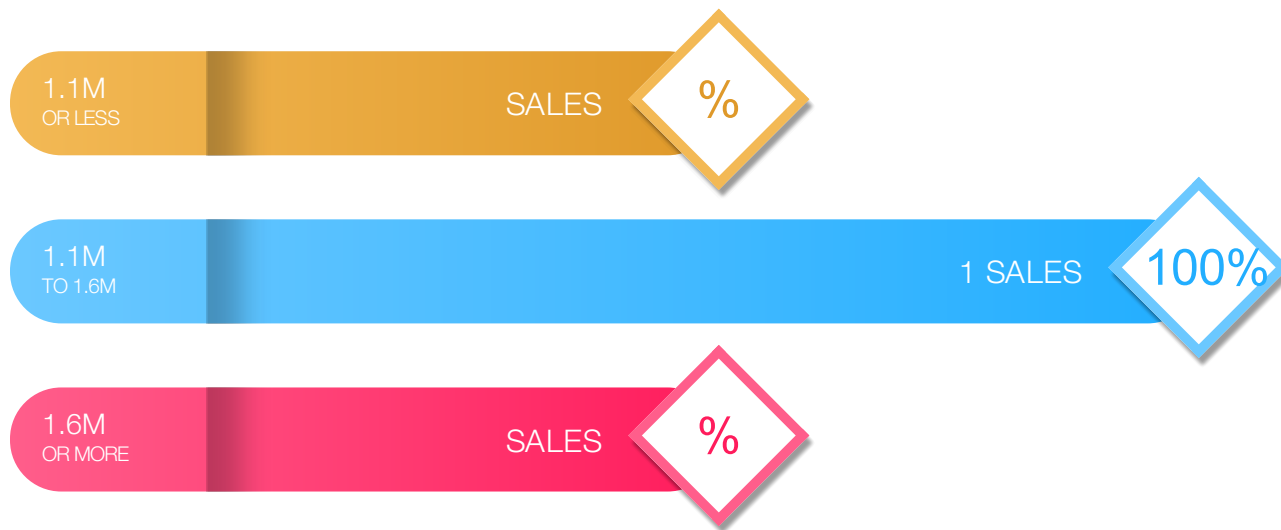
**i** Showing the most recent 1 of a total of 1 in the last 1 months.

**🔔** Text me at or email [bhsu@firstam.com](mailto:bhsu@firstam.com) for PRIVATE ACCESS to the full list with all property details.

# RECENT SALES BREAKDOWN

 Hermosa Beach Homes

Jan 2023 to Jan 2023



101

Average Days On Market

## HERMOSA BEACH HOMES

# LOOK WHAT PEOPLE ARE BUYING

Hermosa Beach has seen a **STRONG DEMAND** for  
2 Bedroom homes **SOLD** in the last 30 days.

2br

1 Home SOLD Avg \$1,350,000



# SALE TO LIST PRICE

 Hermosa Beach Homes

JAN 23 TO JAN 23

AVG. LIST PRICE

\$1,250,000

JAN 23 TO JAN 23

AVG. SALE PRICE

\$1,350,000

DEC 22 TO DEC 22

AVG. LIST PRICE

\$0

DEC 22 TO DEC 22

AVG. SALE PRICE

\$0

AVG. LIST PRICE

AVG. SOLD PRICE

Last 30 Days

Last 30 Days

108%

Average Days on Market

101