



— MARKET INSIDER REPORT —

HERMOSA BEACH HOMES

Saturday, March 1, 2025

COURTESY OF STEVEN MULLINS

HERMOSA BEACH HOMES

MARKET SNAPSHOT

The Hermosa Beach area has had the median sale price decrease by 26.1% over the last 30 Days. Take a look at the details below!

Highest sale price of Homes

\$7,300,000

Sold on February 14, 2025

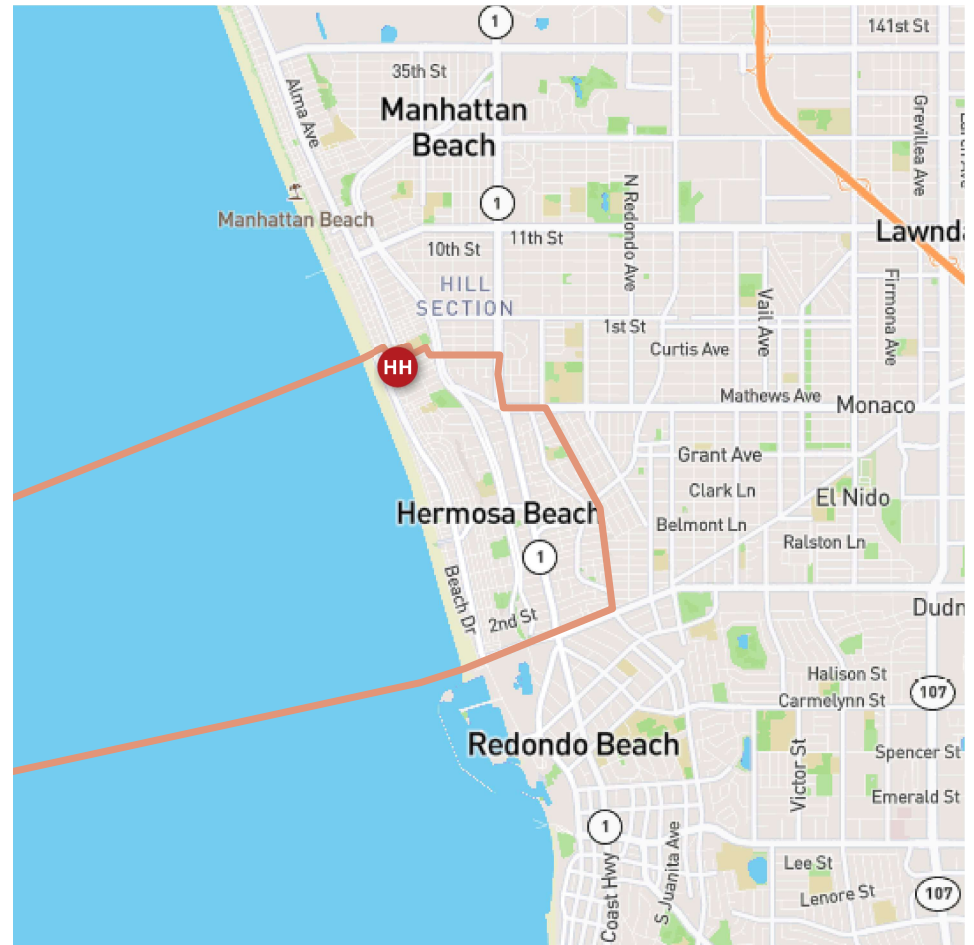
Average sale price of Homes

\$3,715,909

Median sale price of Homes

\$3,200,000

↓ **Down 26.1% since
January 2025**



HERMOSA BEACH HOMES

MARKET PERFORMANCE

The number of Hermosa Beach individual home sales increased by 450% in this period, with 11 sold vs 2 in the previous 30 days.



Recently Sold
Homes: 11



Currently Active
Homes: 21



Currently Pending
Homes: 9



Total Individual Homes in Area
Individual Homes: 3,339



12 Month Turn Over Rate
Homes: 4.3%



Average Days on Market
Homes: 49



Average Years in Home
Homes: 17

HERMOSA BEACH HOMES

AVERAGE PRICES

As of March 1, 2025, Hermosa Beach median sales price for homes fell by 26.1% over the last 30 days. Take a look at the details below!



Highest Sales Price

\$7,300,000

↑ 14.5%

Last 30 Days



Median Sales Price

\$3,200,000

↓ 26.1%

Last 30 Days



Lowest Sales Price

\$1,530,000

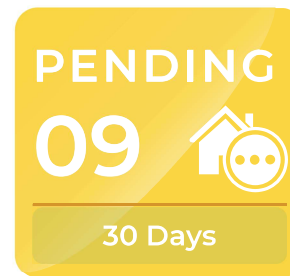
↓ 32.9%

Last 30 Days

HERMOSA BEACH HOMES

FAST FACTS

Last 30 Days



AVERAGE
DAYS ON MARKET
49



AVERAGE LIST PRICE
PER SQUARE FOOT
\$1,383

Up from \$1,258



AVERAGE SOLD PRICE
PER SQUARE FOOT
\$1,341

Up from \$1,240



AVERAGE SALE PRICE
TO LIST PRICE
97.1%

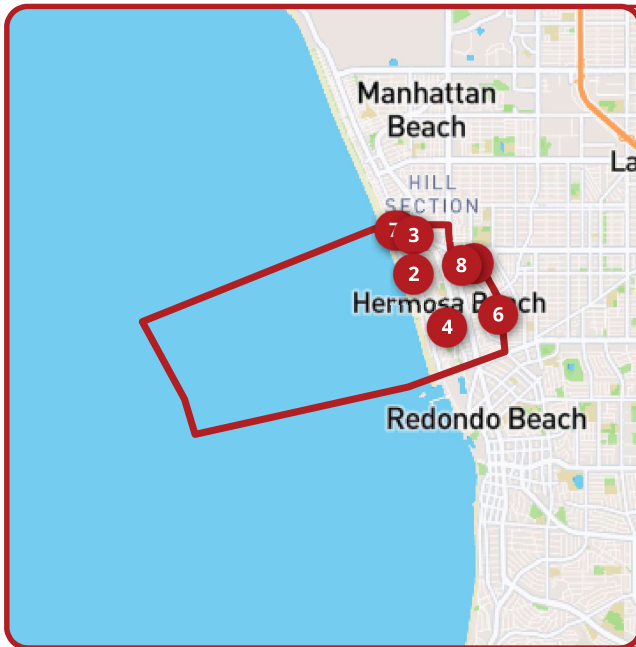
SOLD
11 
 March 1, 2025

HERMOSA BEACH

Market Report

RECENT HOME SALES

Saturday March 1, 2025



	ADDRESS	BR	BA	SQ FT	LIST PRICE	SOLD PRICE	SOLD DATE	DOM
1	1207 20th Place	3	2	1,881	\$1,999,997	\$2,050,000	02-26-2025	56
2	2124 Hermosa Avenue	10	8	5,765	\$6,000,000	\$5,700,000	02-21-2025	11
3	416 30th Street	3	3	2,295	\$2,995,000	\$2,890,000	02-14-2025	22
4	900 Loma Drive	4	5	2,951	\$3,300,000	\$3,370,000	02-14-2025	7
5	218 33rd Street	4	5	3,831	\$7,499,000	\$7,300,000	02-14-2025	70
6	1205 9th Street	6	9	5,841	\$5,950,000	\$5,550,000	02-10-2025	50
7	133 33rd Street	4	5	3,360	\$5,300,000	\$5,300,000	02-10-2025	196
8	2110 Borden Avenue	3	1	1,144	\$1,699,000	\$1,635,000	02-7-2025	222

Showing the most recent 8 of a total of 11 sold listings. The Genie may not be the broker of record for all properties in the list.
 Text me at (123) 456-7890 or email email@thegenie.ai for PRIVATE ACCESS to the full list with all property details.

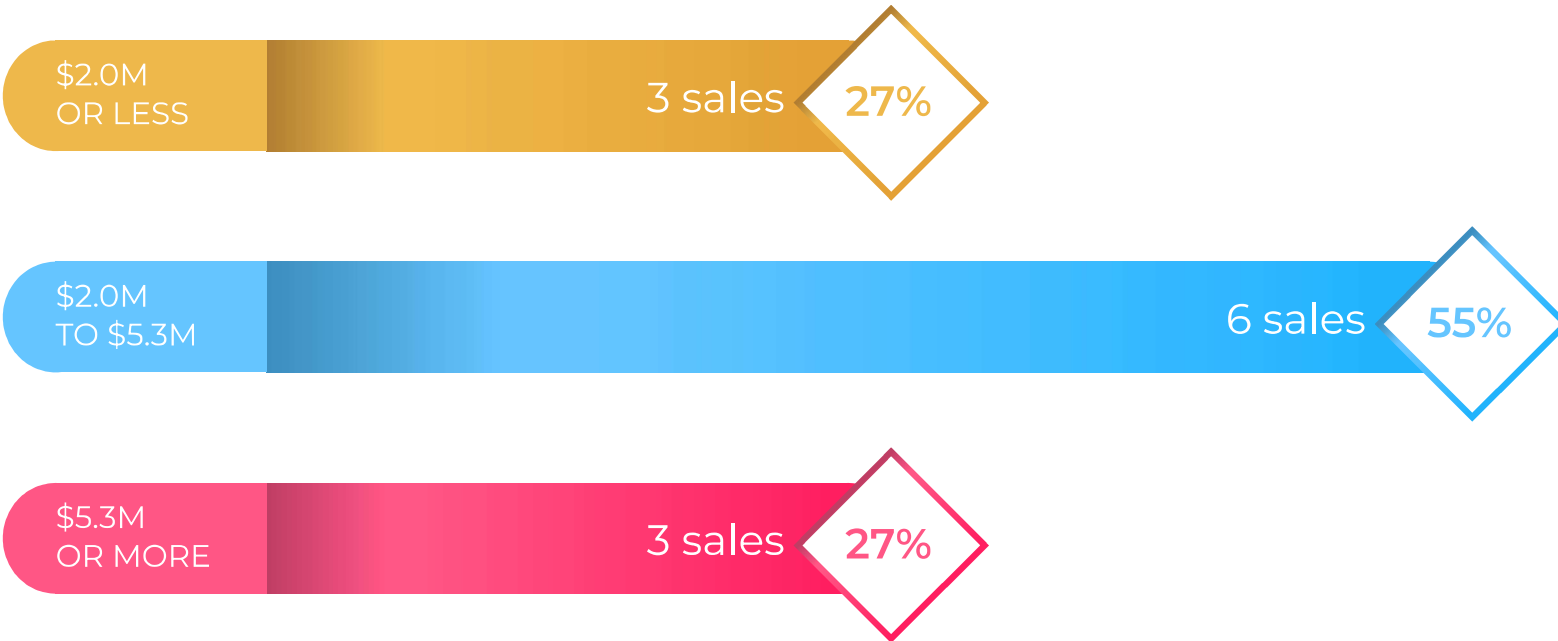
SOURCE: theGenie.ai © 2025 1parkplace, Inc.

RECENT SALES BREAKDOWN

Last 30 Days

As of March 1, 2025

 Hermosa Beach Homes



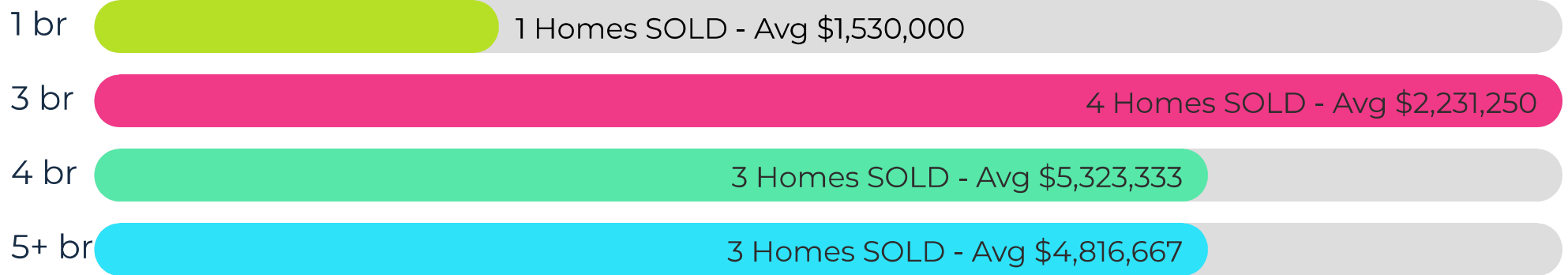
49

Average Days on Market

HERMOSA BEACH HOMES

LOOK AT WHAT PEOPLE ARE BUYING

Hermosa Beach has seen a STRONG DEMAND for 3 bedroom homes SOLD in the last month.



SALE TO LIST PRICE

Hermosa Beach Homes

As of March 1, 2025



Last Month
97.09%

Average Days on Market **49**



Previous Month
98.37%

Average Days on Market **48**

AVG. LIST PRICE AVG. SOLD PRICE