

An aerial photograph of a city neighborhood, likely in San Francisco, with a red outline highlighting a specific area. The area contains several numbered markers: 24 (blue), 16 (yellow), 28 (green), 25 (blue), 12 (yellow), 18 (yellow), 17 (yellow), 7 (red), 3 (red), 2 (red), and 27 (green).

— MARKET INSIDER REPORT —

90278 HOMES

Saturday, March 1, 2025

COURTESY OF STEVEN MULLINS

90278 HOMES

MARKET SNAPSHOT

The 90278 area has had the median sale price increase by 16.0% over the last 30 Days. Take a look at the details below!

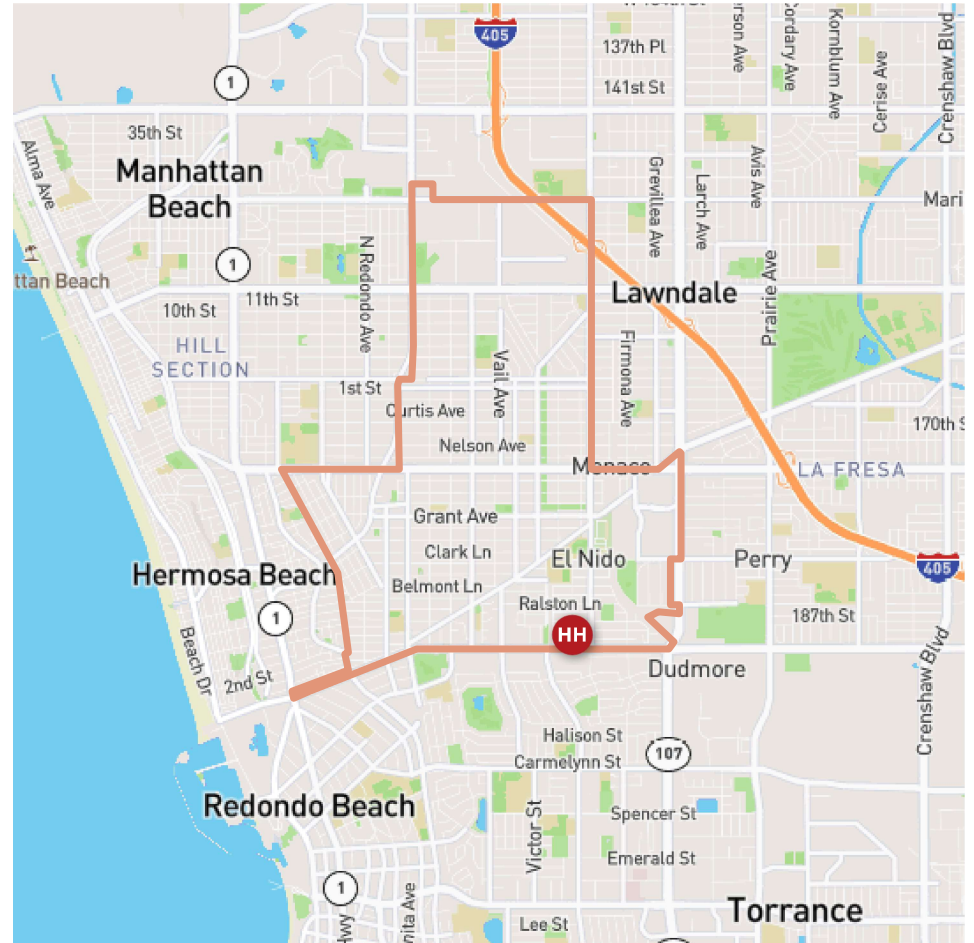
Highest sale price of Homes
\$2,675,000

Sold on February 12, 2025

Average sale price of Homes
\$1,683,644

Median sale price of Homes
\$1,578,000

↑ **Up 16.0% since**
January 2025



90278 HOMES

MARKET PERFORMANCE

The number of 90278 individual home sales increased by 14% in this period, with 8 sold vs 7 in the previous 30 days.



Recently Sold
Homes: 8



Currently Active
Homes: 18



Currently Pending
Homes: 12



Total Individual Homes in Area
Individual Homes: 5,174



12 Month Turn Over Rate
Homes: 2.0%



Average Days on Market
Homes: 38



Average Years in Home
Homes: 17

90278 HOMES

AVERAGE PRICES

As of March 1, 2025, 90278 median sales price for homes increased by 16.0% over the last 30 days. Take a look at the details below!



Highest Sales Price

\$2,675,000

↑ 58.8%

Last 30 Days



Median Sales Price

\$1,578,000

↑ 16.0%

Last 30 Days



Lowest Sales Price

\$1,088,150

↓ 14.3%

Last 30 Days

90278 HOMES FAST FACTS

Last 30 Days



AVERAGE
DAYS ON MARKET
38



AVERAGE LIST PRICE
PER SQUARE FOOT
\$930

Down from \$939



AVERAGE SOLD PRICE
PER SQUARE FOOT
\$938

Down from \$980



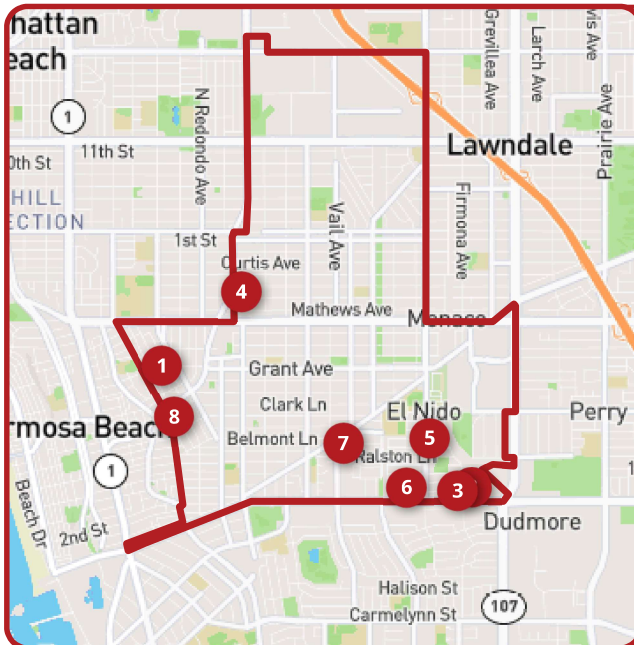
AVERAGE SALE PRICE
TO LIST PRICE
100.3%

SOLD
08 
 March 1, 2025

90278 Market Report

RECENT HOME SALES

Saturday March 1, 2025



	ADDRESS	BR	BA	SQ FT	LIST PRICE	SOLD PRICE	SOLD DATE	DOM
1	1614 Goodman Avenue	3	3	1,968	\$1,350,000	\$1,550,000	02-18-2025	7
2	2806 Spreckels Lane	3	2	1,430	\$1,585,000	\$1,606,000	02-18-2025	9
3	2731 Armour Lane	4	2	1,700	\$1,295,000	\$1,250,000	02-14-2025	141
4	1906 Ruhland Avenue	3	2	1,276	\$1,499,000	\$1,525,000	02-14-2025	26
5	2701 184th	3	2	1,205	\$1,125,000	\$1,088,150	02-14-2025	86
6	2518 Spreckels Lane	5	6	3,379	\$2,850,000	\$2,675,000	02-12-2025	219
7	2305 Hill Lane	4	3	1,683	\$1,825,000	\$1,925,000	02-11-2025	20
8	1309 Clark Lane	3	3	2,225	\$1,899,999	\$1,850,000	02-3-2025	192

Showing the most recent 8 of a total of 8 sold listings. The Genie may not be the broker of record for all properties in the list.
 Text me at (123) 456-7890 or email email@thegenie.ai for PRIVATE ACCESS to the full list with all property details.

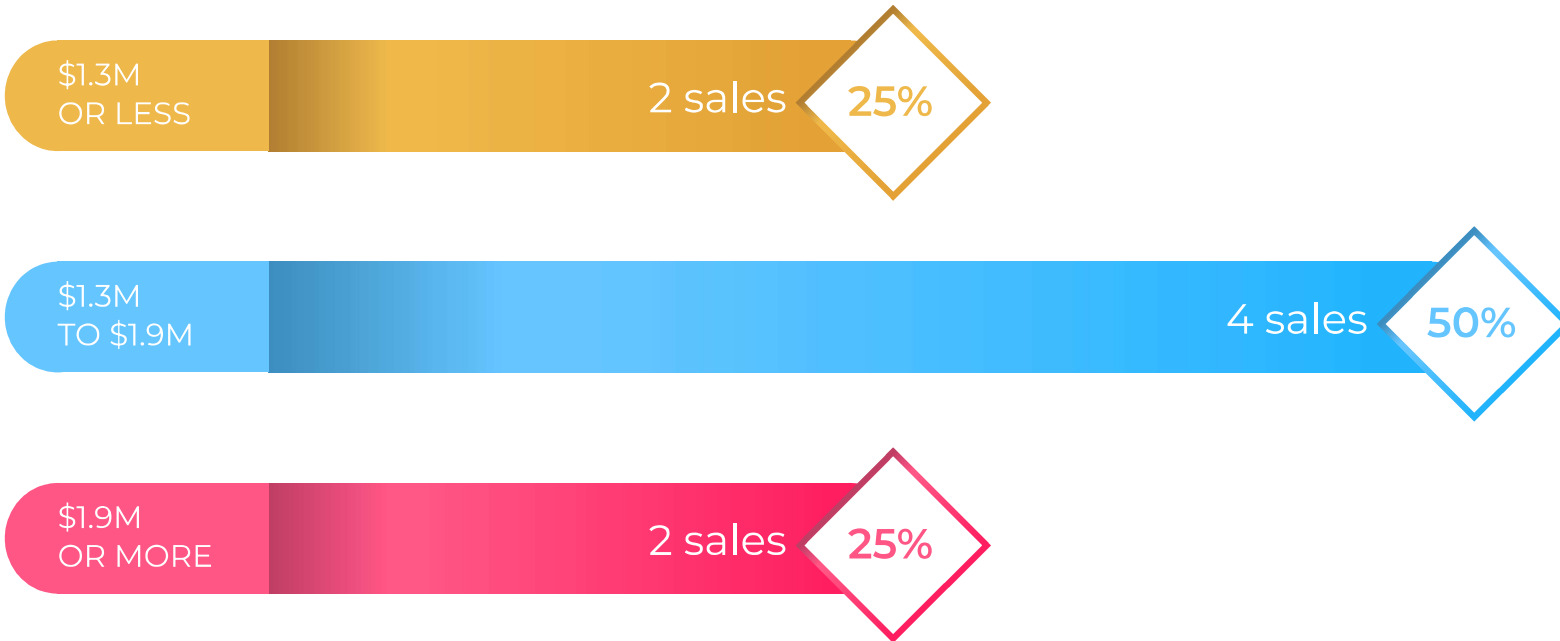
SOURCE: theGenie.ai © 2025 1parkplace, Inc.

RECENT SALES BREAKDOWN

Last 30 Days

As of March 1, 2025

📍 90278 Homes



38

Average Days on Market

90278 HOMES

LOOK AT WHAT PEOPLE ARE BUYING

90278 has seen a STRONG DEMAND for 3 bedroom homes SOLD in the last month.



SALE TO LIST PRICE

📍 90278 Homes

As of March 1, 2025

JAN `25 TO FEB `25

AVG. LIST PRICE

\$1,678,625

JAN `25 TO FEB `25

AVG. SALE PRICE

\$1,683,644

Last Month

100.30%

Average Days on Market **38**

DEC `24 TO JAN `25

AVG. LIST PRICE

\$1,349,843

DEC `24 TO JAN `25

AVG. SALE PRICE

\$1,405,786

Previous Month

104.14%

Average Days on Market **23**

 AVG. LIST PRICE  AVG. SOLD PRICE