

— MARKET INSIDER REPORT —

HERMOSA BEACH HOMES

Monday, October 31, 2022

HERMOSA BEACH HOMES

MARKET UPDATE

The Hermosa Beach area has had the median sale price increase by 15.1% over the last 1 Month. Take a look at the details below!

Highest home price of Single Family Homes

\$7,200,000

Sold on October 03, 2022

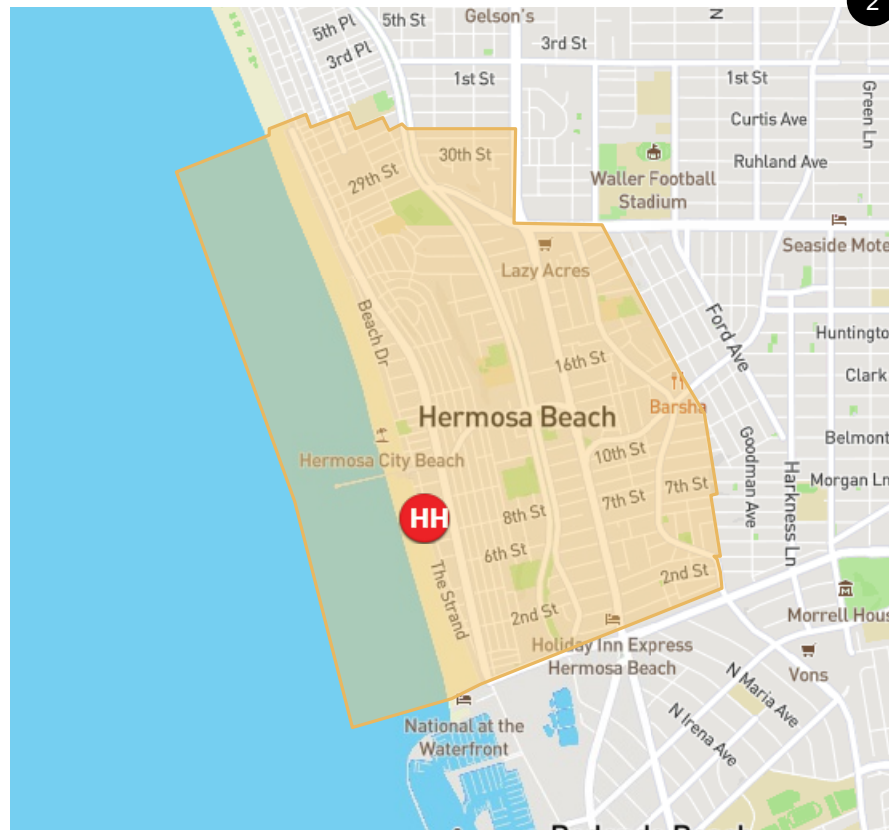
Average home price of Single Family Homes

\$3,476,250

Median home price of Single Family Homes

\$2,130,000

↑ Up 15.1% since
October 2022



HERMOSA BEACH HOMES

MARKET PERFORMANCE

The number of Hermosa Beach individual home sales decreased by 11.11% in this period with 8 sold vs 9 in the previous 30 Days.




Total Individual Homes in Area
Individual Homes: 3,333



12 Month Turn Over Rate
Homes: 2.83%



Average Days on Market
Homes: 85



Average Years in Home
Homes: 15

HERMOSA BEACH HOMES

AVERAGE PRICES

As of October 31, 2022 Hermosa Beach median sales price for homes increased by 15.1% over the last 1 Month. Take a look at the details below!



Highest Sales Price

\$7,200,000

↑ 26.3%

October 03, 2022



Median Sales Price

\$2,130,000

↑ 15.1%

Last 1 Months



Lowest Sales Price

\$1,500,000

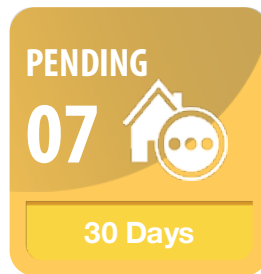
↑ 15.4%

Last 1 Months

HERMOSA BEACH HOMES

FAST FACTS

Last 30 Days



AVERAGE
DAYS ON MARKET

85



AVERAGE LIST PRICE
PER SQUARE FOOT

\$1,508

Up from \$1,286



AVERAGE SOLD PRICE
PER SQUARE FOOT

\$1,464

Up from \$1,235



AVERAGE SALE PRICE
TO LIST PRICE

97.06%

SOLD**8**

Oct 2022

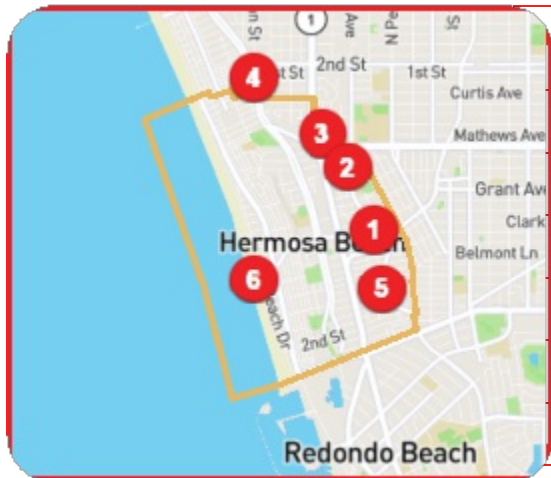
HERMOSA BEACH

Market Report

6

RECENT HOME SALES

Monday, October 31, 2022



	ADDRESS	BR	BA	SQ FT	LIST PRICE	SOLD PRICE	SOLD DATE	PRICE / SQ FT	DOM
1	1214 10th Street	6	5	5,115	\$4,950,000	\$4,700,000	10/26/22	\$968	31 Days
2	1251 17th Street	4	3	2,082	\$2,290,000	\$2,160,000	10/20/22	\$1,100	44 Days
3	2120 Prospect Avenue	3	2	1,445	\$1,589,000	\$1,500,000	10/19/22	\$1,100	15 Days
4	646 Longfellow Avenue	3	1	893	\$1,550,000	\$1,550,000	10/07/22	\$1,736	6 Days
5	1236 3rd Street	2	2	894	\$1,850,000	\$1,850,000	10/06/22	\$2,069	7 Days
6	57 7th Street	4	6	4,247	\$7,300,000	\$7,200,000	10/03/22	\$1,719	87 Days

i Showing the most recent 6 of a total of 8 in the last 1 months.

🔔 Text me at or email bhsu@firstam.com for PRIVATE ACCESS to the full list with all property details.

RECENT SALES BREAKDOWN

 Hermosa Beach Homes

Oct 2022 to Sep 2022



85

Average Days On Market


HERMOSA BEACH HOMES

LOOK WHAT PEOPLE ARE BUYING

Hermosa Beach has seen a STRONG DEMAND for
4 Bedroom homes SOLD in the last 30 days.



SALE TO LIST PRICE

 Hermosa Beach Homes

Last 30 Days

OCT 22 TO SEP 22

AVG. LIST PRICE

\$3,581,500

OCT 22 TO SEP 22

AVG. SALE PRICE

\$3,476,250

AUG 22 TO AUG 22

AVG. LIST PRICE

\$2,490,434

AUG 22 TO AUG 22

AVG. SALE PRICE

\$2,391,444

Last 30 Days

97.06%

Average Days on Market

85

 AVG. LIST PRICE

 AVG. SOLD PRICE