

— MARKET INSIDER REPORT —

90278 HOMES

Tuesday, January 2, 2024



90278 HOMES

MARKET SNAPSHOT

The 90278 area has had the median sale price decrease by 3.4% over the last 12 months. Take a look at the details below!

Highest sale price of Homes

\$3,915,000

Sold on September 29, 2023

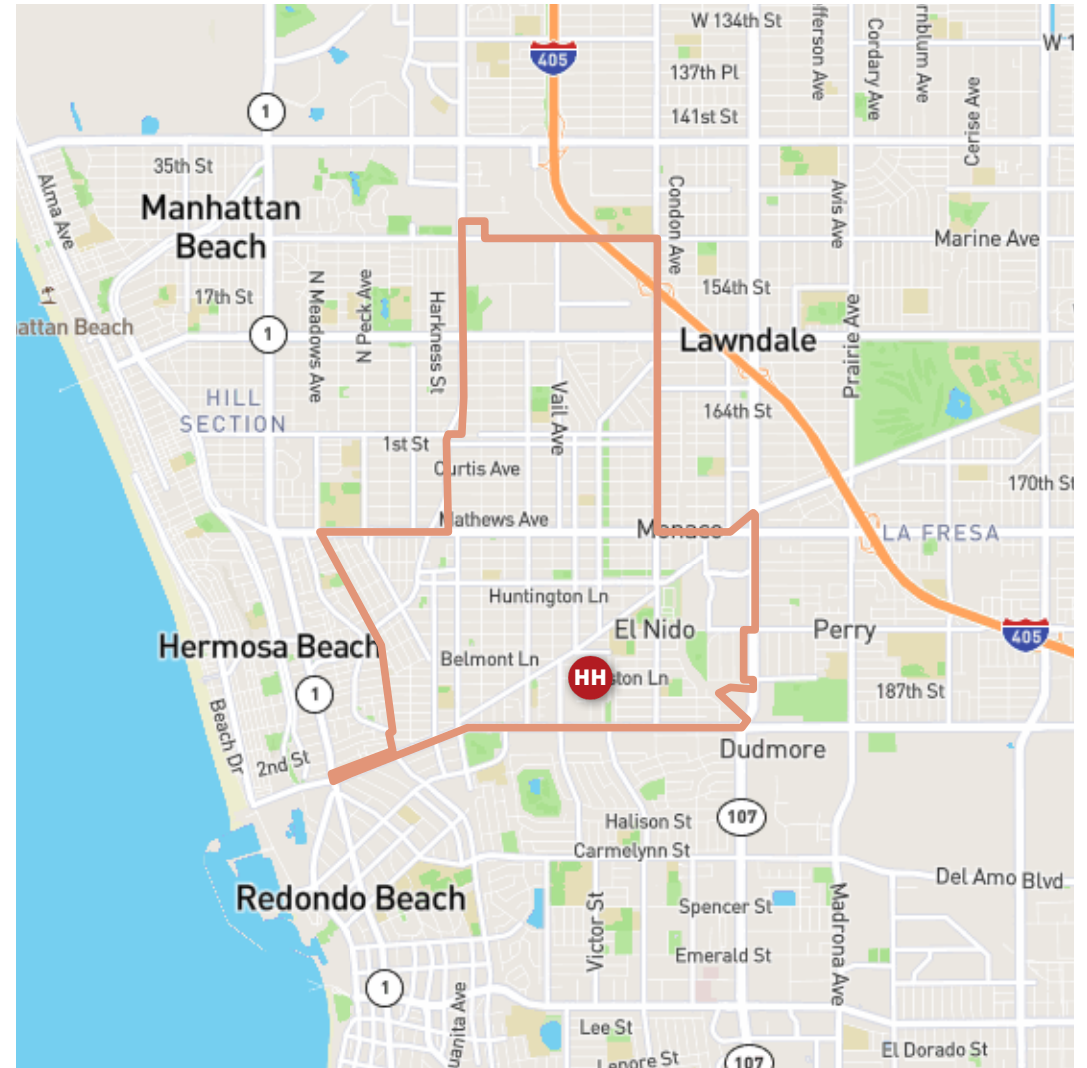
Average sale price of Homes

\$1,512,571

Median sale price of Homes

\$1,440,000

↓ Down 3.4% since
December 2022



90278 HOMES

MARKET PERFORMANCE

The number of 90278 individual home sales decreased by 3% in this period, with 133 sold vs 137 in the previous 12 months.



Recently Sold
Homes: 133



Currently Active
Homes: 10



Currently Pending
Homes: 8



Total Individual Homes in Area
Individual Homes: 5,178



12 Month Turn Over Rate
Homes: 2.6%



Average Days on Market
Homes: 39



Average Years in Home
Homes: 16

90278 HOMES

AVERAGE PRICES

As of January 02, 2024, 90278 median sales price for homes fell by 3.4% over the last 12 months. Take a look at the details below!



Highest Sales Price

\$3,915,000

↑ 3.3%

Last 12 months



Median Sales Price

\$1,440,000

↓ 3.4%

Last 12 months



Lowest Sales Price

\$880,000

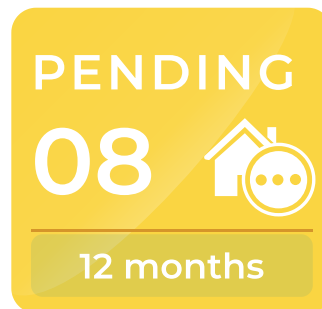
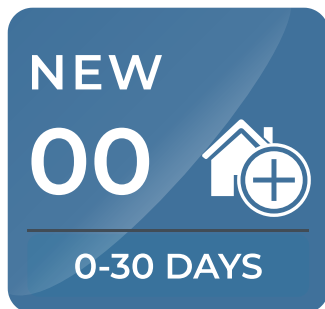
↓ 1.1%

Last 12 months

90278 HOMES

FAST FACTS

Last 12 months



AVERAGE
DAYS ON MARKET
39



AVERAGE LIST PRICE
PER SQUARE FOOT
\$959

Up from \$932



AVERAGE SOLD PRICE
PER SQUARE FOOT
\$961

Down from \$963



AVERAGE SALE PRICE
TO LIST PRICE
99.9%

SOLD

133



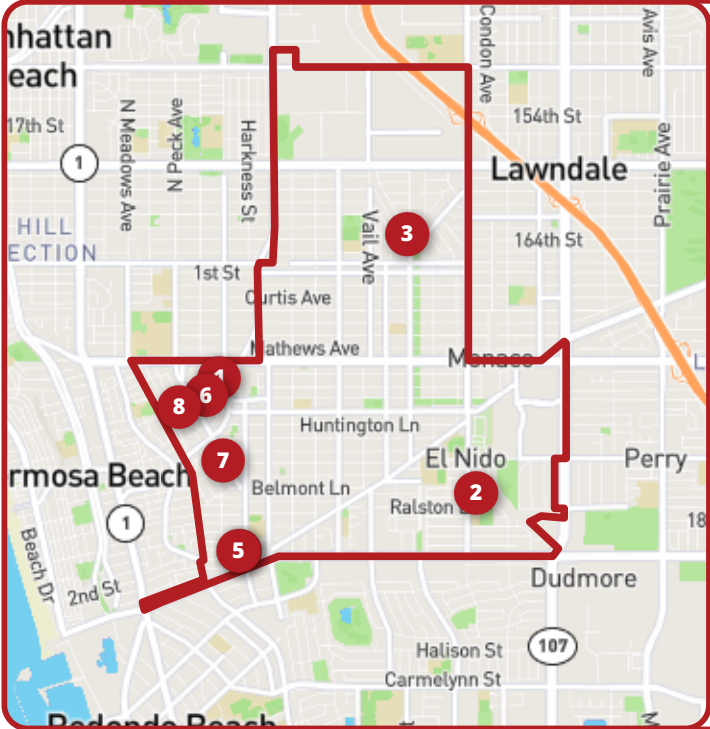
Jan 2024

90278

Market Report

RECENT HOME SALES

Tuesday, January 02, 2024



	ADDRESS	BR	BA	SQ FT	LIST PRICE	SOLD PRICE	SOLD DATE	DOM
1	1727 Wollacott Street	3	2	1,767	\$1,729,000	\$1,620,000	12/28/2023	8
2	2704 184 Street	3	2	1,491	\$1,285,000	\$1,200,000	12/28/2023	71
3	3001 Johnston Avenue	4	4	1,867	\$1,999,000	\$1,940,000	12/27/2023	37
4	1735 Armour Lane	3	3	1,832	\$1,995,000	\$1,940,000	12/22/2023	74
5	1733 Armour Lane	3	3	1,832	\$2,300,000	\$2,295,000	12/08/2023	0
6	1634 Herrin Street	3	2	1,710	\$1,249,000	\$1,120,000	12/08/2023	41
7	1209 Ford Ave	2	3	1,168	\$1,040,000	\$1,025,000	12/08/2023	44
8	1620 Goodman Avenue	3	3	2,570	\$1,599,000	\$1,595,000	12/06/2023	79

Showing the most recent 8 of a total of 133 sold listings. may not be the broker of record for all properties in the list.
Text me at or email for PRIVATE ACCESS to the full list with all property details.

RECENT SALES BREAKDOWN

📍 90278 Homes

Last 12 Months

As of January 02, 2024



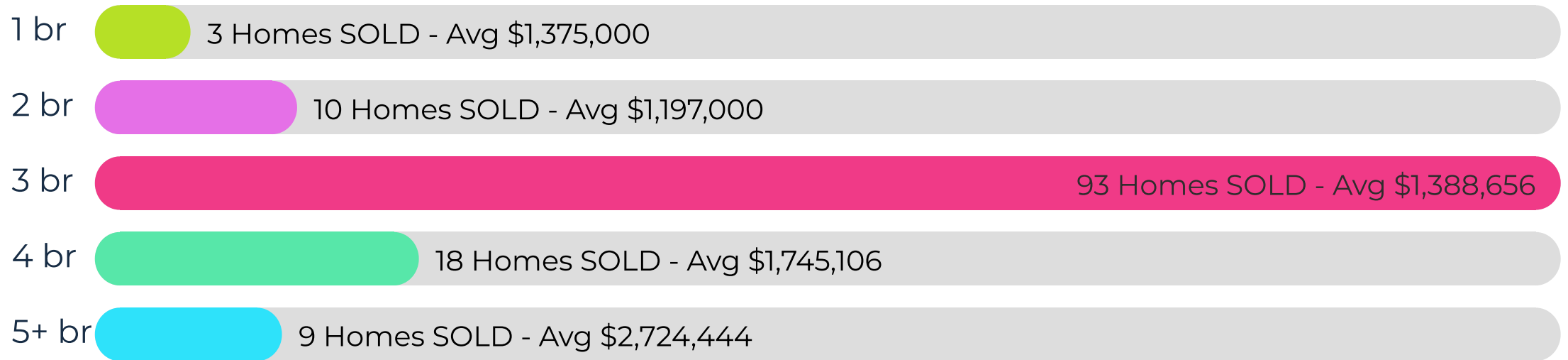
39

Average Days on Market

90278 HOMES

LOOK AT WHAT PEOPLE ARE BUYING

90278 has seen a STRONG DEMAND for
3 bedroom homes SOLD in the last 12 months.



SALE TO LIST PRICE

📍 90278 Homes

As of January 02, 2024



Last 12 Months
99.86%

Average Days on Market **39**



Previous 12 Months
103.07%

Average Days on Market **29**

 AVG. LIST PRICE  AVG. SOLD PRICE