

— MARKET INSIDER REPORT —

HERMOSA BEACH HOMES

Tuesday, January 2, 2024



HERMOSA BEACH HOMES

MARKET SNAPSHOT

The Hermosa Beach area has had the median sale price increase by 3.9% over the last 12 months. Take a look at the details below!

Highest sale price of Homes

\$18,590,000

Sold on May 05, 2023

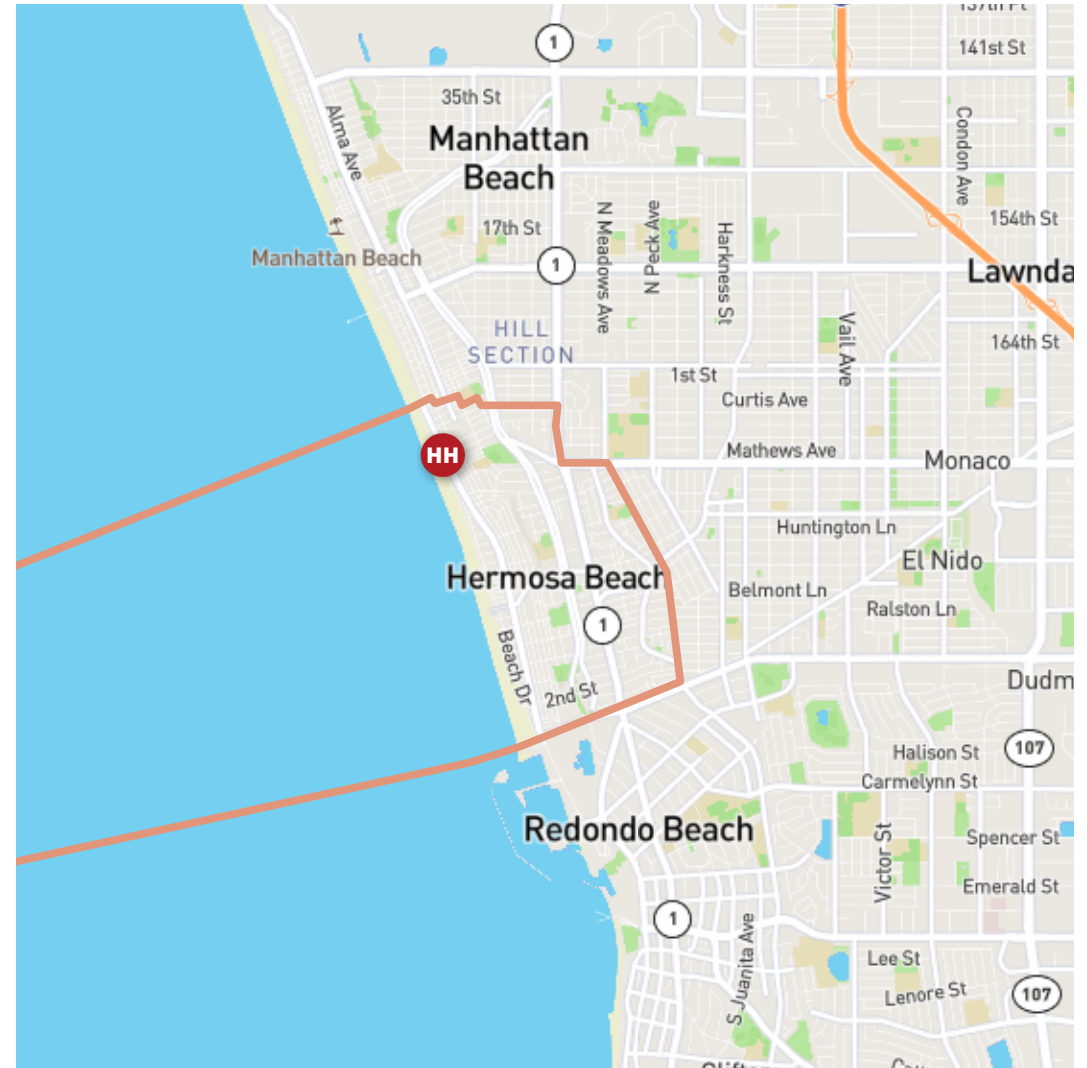
Average sale price of Homes

\$3,924,465

Median sale price of Homes

\$2,520,000

↑ Up 3.9% since
December 2022



HERMOSA BEACH HOMES

MARKET PERFORMANCE

The number of Hermosa Beach individual home sales decreased by 27% in this period, with 71 sold vs 97 in the previous 12 months.



Recently Sold
Homes: 71



Currently Active
Homes: 19



Currently Pending
Homes: 8



Total Individual Homes in Area
Individual Homes: 3,340



12 Month Turn Over Rate
Homes: 2.1%



Average Days on Market
Homes: 82



Average Years in Home
Homes: 16

HERMOSA BEACH HOMES

AVERAGE PRICES

As of January 02, 2024, Hermosa Beach median sales price for homes increased by 3.9% over the last 12 months. Take a look at the details below!



Highest Sales Price

\$18,590,000

↑ 117.0%

Last 12 months



Median Sales Price

\$2,520,000

↑ 3.9%

Last 12 months



Lowest Sales Price

\$493,900

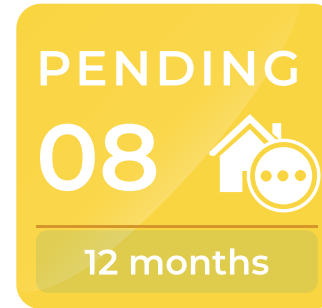
↓ 17.7%

Last 12 months

HERMOSA BEACH HOMES

FAST FACTS

Last 12 months



AVERAGE
DAYS ON MARKET
82



AVERAGE LIST PRICE
PER SQUARE FOOT
\$1,557

Up from \$1,414



AVERAGE SOLD PRICE
PER SQUARE FOOT
\$1,526

Up from \$1,423



AVERAGE SALE PRICE
TO LIST PRICE
97.6%

SOLD

71



Jan 2024

HERMOSA BEACH

Market Report

RECENT HOME SALES

Tuesday, January 02, 2024



	ADDRESS	BR	BA	SQ FT	LIST PRICE	SOLD PRICE	SOLD DATE	DOM
1	38 6th Street	5	6	4,400	\$5,750,000	\$5,625,000	12/20/2023	26
2	1506 Prospect	5	5	3,350	\$3,799,888	\$3,550,000	12/12/2023	49
3	1947 Valley Park Avenue	5	5	4,508	\$7,500,000	\$7,085,000	12/07/2023	41
4	601 21st Street	3	2	1,600	\$1,750,000	\$1,715,000	11/29/2023	46
5	1546 Prospect Avenue	4	3	2,570	\$1,775,000	\$1,860,000	11/03/2023	30
6	1045 Manhattan Avenue	4	4	2,760	\$3,499,000	\$3,320,000	10/30/2023	274
7	1280 Bonnie Brae Street	3	3	1,550	\$2,195,000	\$2,210,000	10/17/2023	9
8	631 25th Street	3	2	1,132	\$2,465,000	\$2,400,000	10/17/2023	57

Showing the most recent 8 of a total of 71 sold listings. may not be the broker of record for all properties in the list.
Text me at or email for PRIVATE ACCESS to the full list with all property details.

RECENT SALES BREAKDOWN

 Hermosa Beach Homes

Last 12 Months

As of January 02, 2024



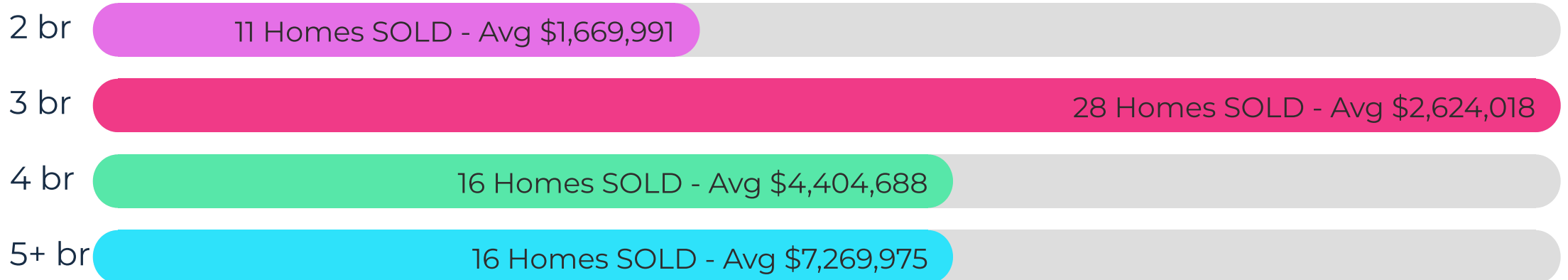
82

Average Days on Market

HERMOSA BEACH HOMES

LOOK AT WHAT PEOPLE ARE BUYING

Hermosa Beach has seen a **STRONG DEMAND** for
3 bedroom homes **SOLD** in the last 12 months.



SALE TO LIST PRICE

 Hermosa Beach Homes

As of January 02, 2024



Last 12 Months
97.61%

Average Days on Market **82**



Previous 12 Months
99.61%

Average Days on Market **56**

 AVG. LIST PRICE  AVG. SOLD PRICE