An aerial photograph of a coastal city, likely San Francisco, with a red boundary line and numbered markers. The markers are colored circles with numbers inside, scattered across the map. The text is overlaid on a semi-transparent grey rectangle.

— MARKET INSIDER REPORT —

90278 HOMES

Sunday, September 1, 2024

Courtesy of Steven Mullins

90278 HOMES

MARKET SNAPSHOT

The 90278 area has had the median sale price increase by 5.0% over the last 30 Days. Take a look at the details below!

Highest sale price of Homes

\$2,125,000

Sold on August 27, 2024

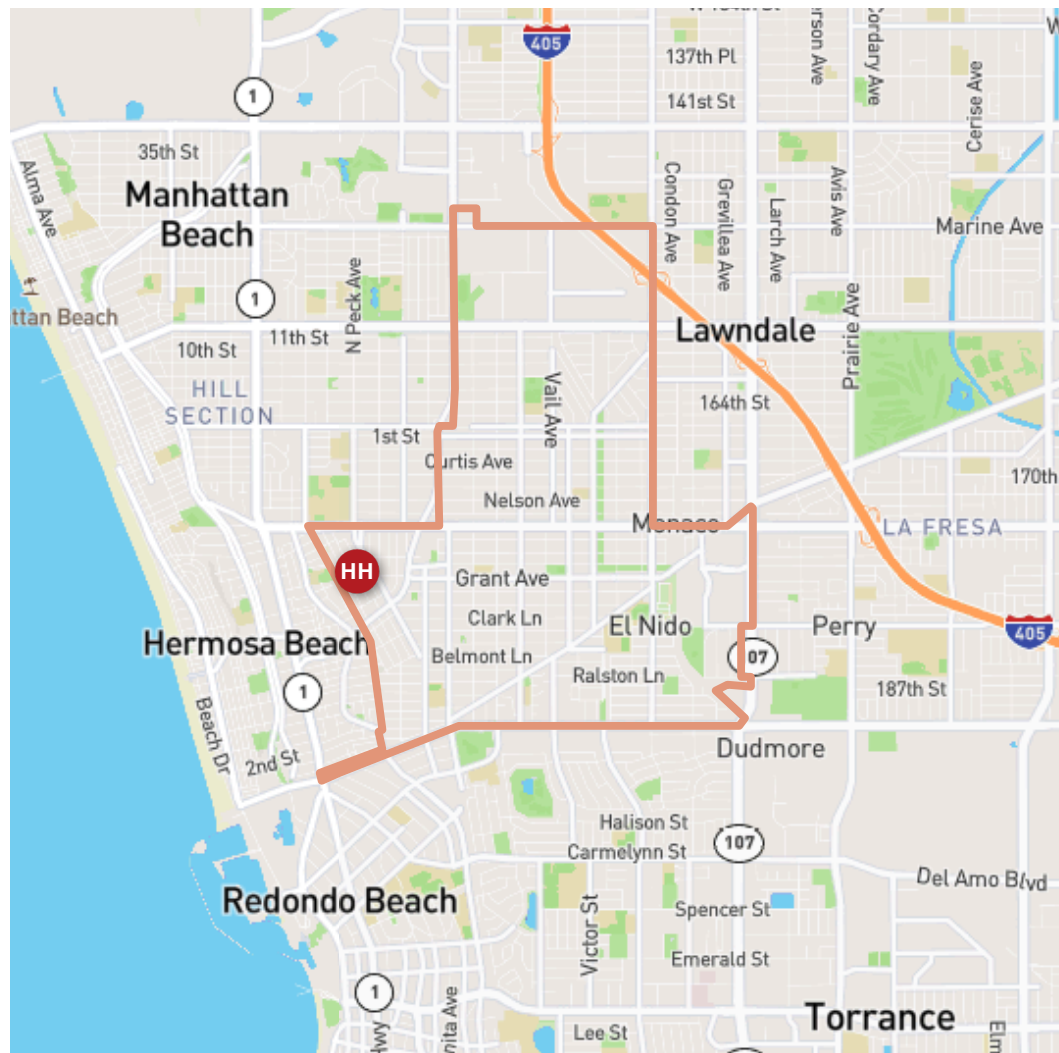
Average sale price of Homes

\$1,425,387

Median sale price of Homes

\$1,425,000

↑ Up 5.0% since
July 2024



90278 HOMES

MARKET PERFORMANCE

The number of 90278 individual home sales decreased by 0% in this period, with 9 sold vs 9 in the previous 30 days.



Recently Sold
Homes: 9



Currently Active
Homes: 19



Currently Pending
Homes: 20



Total Individual Homes in Area
Individual Homes: 5,174



12 Month Turn Over Rate
Homes: 2.0%



Average Days on Market
Homes: 46



Average Years in Home
Homes: 16

90278 HOMES

AVERAGE PRICES

As of September 1, 2024, 90278 median sales price for homes increased by 5.0% over the last 30 days. Take a look at the details below!



Highest Sales Price

\$2,125,000

↑ 10.4%
Last 30 Days



Median Sales Price

\$1,425,000

↑ 5.0%
Last 30 Days



Lowest Sales Price

\$1,100,000

↓ 8.3%
Last 30 Days

90278 HOMES

FAST FACTS

Last 30 Days



AVERAGE
DAYS ON MARKET
46



AVERAGE LIST PRICE
PER SQUARE FOOT
\$982

Down from \$1,077



AVERAGE SOLD PRICE
PER SQUARE FOOT
\$991

Down from \$1,118



AVERAGE SALE PRICE
TO LIST PRICE
101.8%

SOLD

09



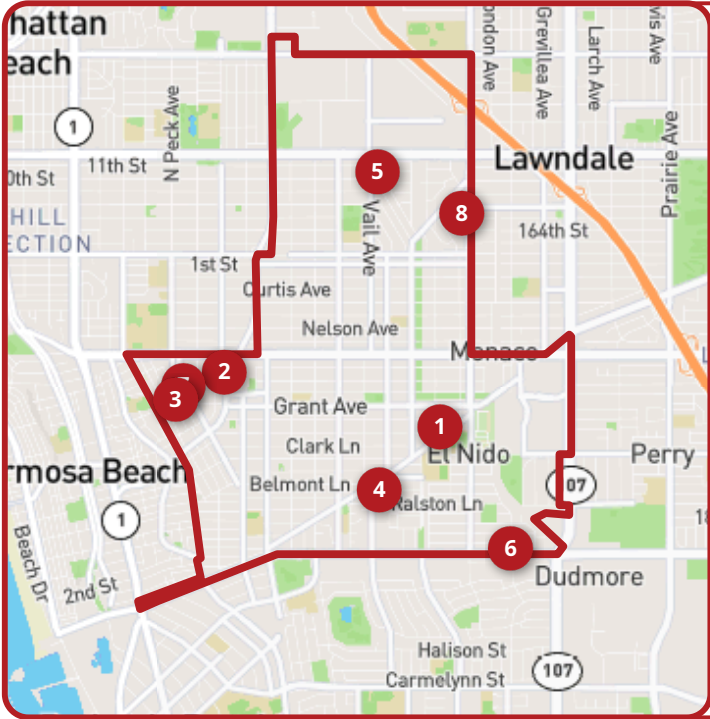
September 1, 2024

90278

Market Report

RECENT HOME SALES

Sunday September 1, 2024



	ADDRESS	BR	BA	SQ FT	LIST PRICE	SOLD PRICE	SOLD DATE	DOM
1	1406 Felton Ln	4	2	1,400	\$1,399,900	\$1,470,000	08-28-2024	9
2	1729 Axenty Way	3	2	1,026	\$1,180,000	\$1,140,000	08-27-2024	20
3	1622 Goodman Avenue	4	3	2,570	\$2,249,000	\$2,125,000	08-27-2024	105
4	2305 S Hill Lane	3	2	1,442	\$1,269,000	\$1,335,182	08-16-2024	10
5	3405 Johnston Avenue	2	1	828	\$1,195,000	\$1,100,000	08-15-2024	9
6	2734 Armour Lane	3	3	2,073	\$1,300,000	\$1,523,300	08-11-2024	71
7	1641 Ford Avenue	3	2	1,679	\$1,425,000	\$1,425,000	08-6-2024	34
8	2810 Faber Street	2	1	1,064	\$1,188,000	\$1,205,000	08-2-2024	6

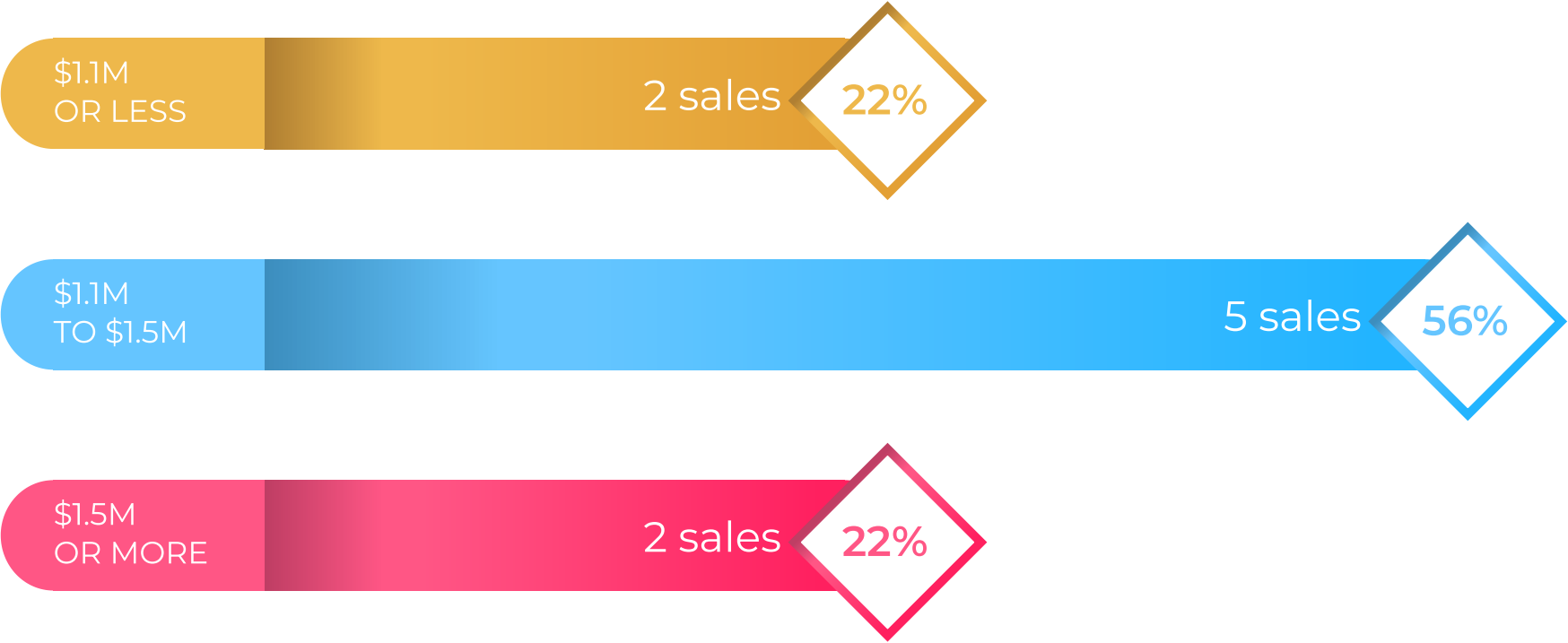
Showing the most recent 8 of a total of 9 sold listings. The Genie may not be the broker of record for all properties in the list.
Text me at (123) 456-7890 or email email@thegenie.ai for PRIVATE ACCESS to the full list with all property details.

RECENT SALES BREAKDOWN

📍 90278 Homes

Last 30 Days

As of September 1, 2024




46

Average Days on Market

90278 HOMES

LOOK AT WHAT PEOPLE ARE BUYING

90278 has seen a STRONG DEMAND for
3 bedroom homes SOLD in the last month.



SALE TO LIST PRICE

📍 90278 Homes

As of September 1, 2024



Last Month

101.77%

Average Days on Market 46



Previous Month

102.71%

Average Days on Market 45

AVG. LIST PRICE

AVG. SOLD PRICE